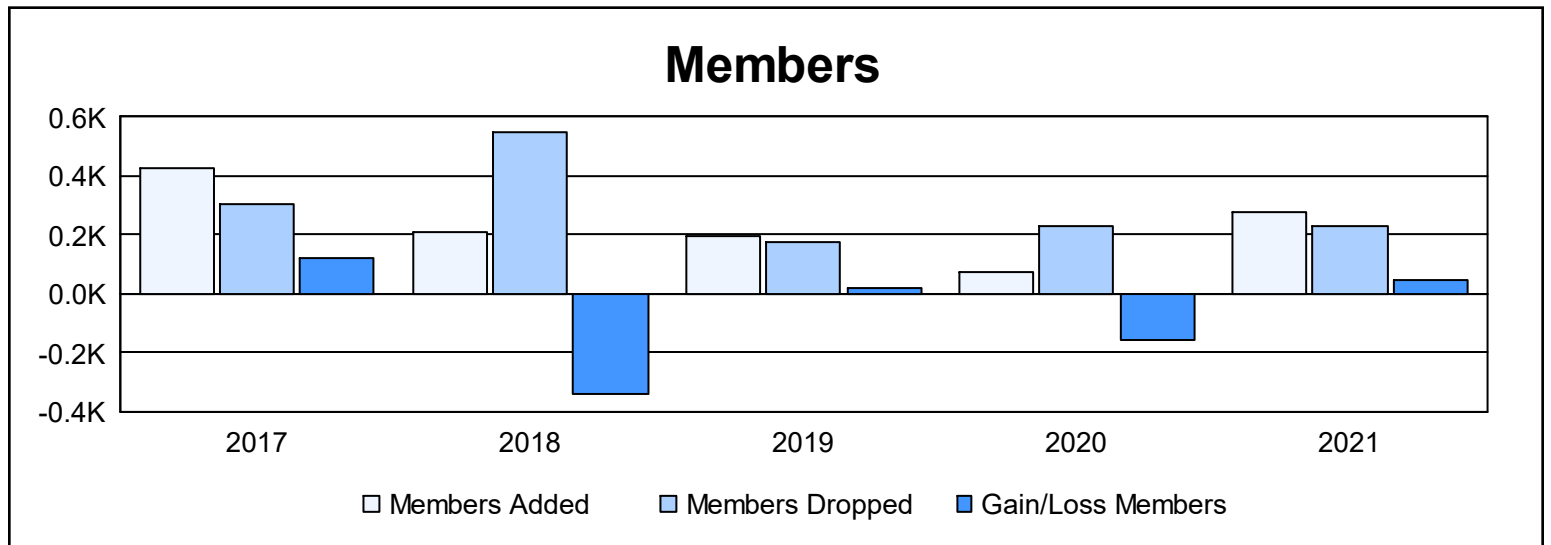
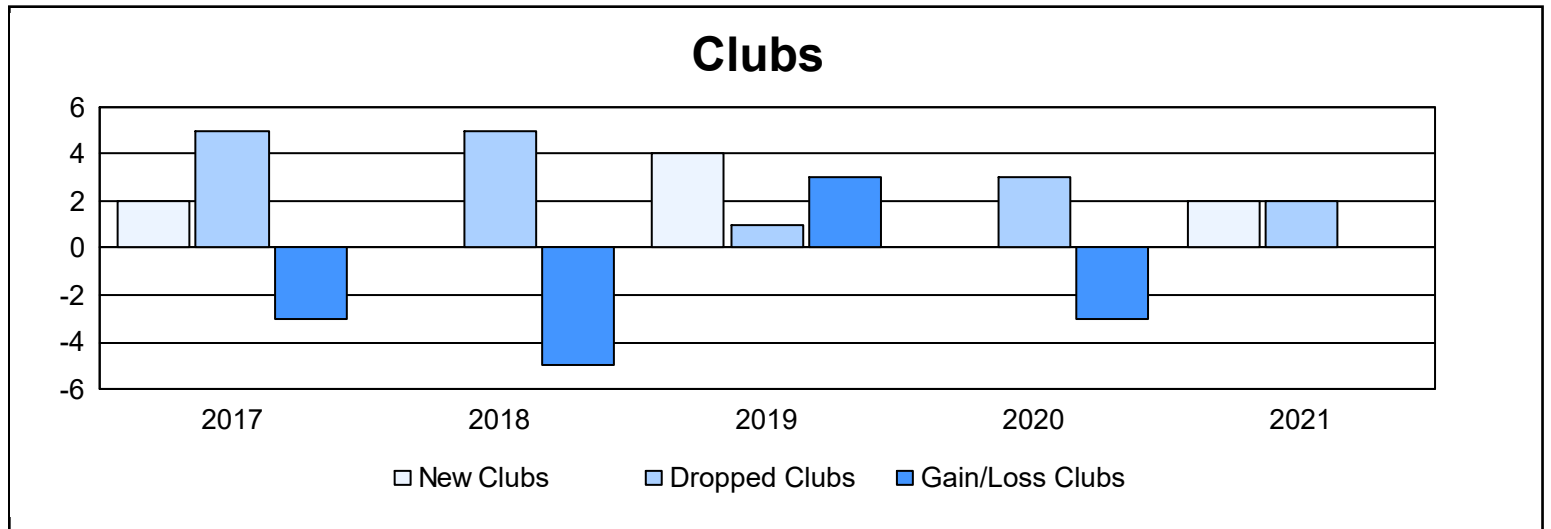
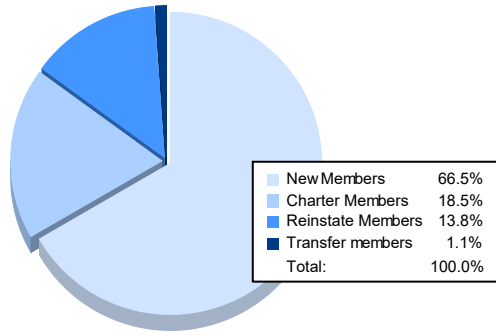


| Year           | New Clubs | Dropped Clubs | Gain/ Loss Clubs | New Members | Charter Members | Reinstate Members | Transfer Members | Total Member Added | Total Members Dropped | Gain/ Loss Members |
|----------------|-----------|---------------|------------------|-------------|-----------------|-------------------|------------------|--------------------|-----------------------|--------------------|
| 2016-2017      | 2         | 5             | -3               | 345         | 60              | 23                | 1                | 429                | 307                   | 122                |
| 2017-2018      | 0         | 5             | -5               | 149         | 14              | 44                | 0                | 207                | 550                   | -343               |
| 2018-2019      | 4         | 1             | 3                | 84          | 104             | 5                 | 2                | 195                | 173                   | 22                 |
| 2019-2020      | 0         | 3             | -3               | 52          | 0               | 15                | 5                | 72                 | 227                   | -155               |
| 2020-2021      | 2         | 2             | 0                | 183         | 51              | 38                | 3                | 275                | 228                   | 47                 |
| <b>Average</b> | <b>2</b>  | <b>3</b>      | <b>-2</b>        | <b>163</b>  | <b>46</b>       | <b>25</b>         | <b>2</b>         | <b>236</b>         | <b>297</b>            | <b>-61</b>         |



### Membership Composition June 2021 Cumulative



### Gender Composition June 2021 Cumulative

